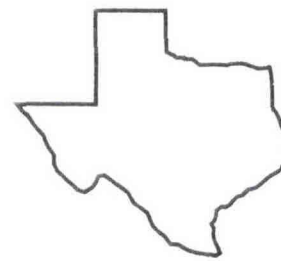
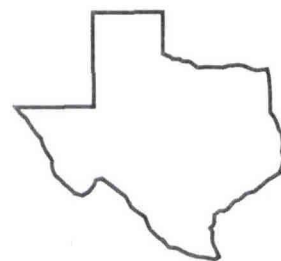
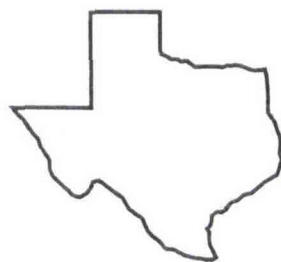
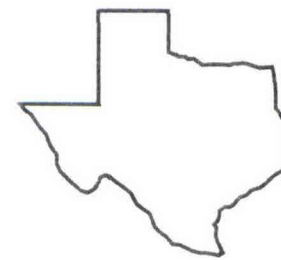


Texas Agricultural Experiment Station  
Texas Agricultural Extension Service  
The Texas A&M University System



# OVERTON FIELD DAY REPORT - 1994



---

**1994  
Research Center  
Technical  
Report**

**No. 94-1**

---

## RYE FORAGE YIELDS AT OVERTON FOR 1992-93 AND THREE-YEAR MEANS

Steve Ward, Jim Crowder, and L. R. Nelson

**Background.** Rye is an important winter annual forage crop in East Texas. Rye will produce more forage during cold weather than other small grains or ryegrass. Rye is also more winterhardy than wheat, oats, or ryegrass. There are significant differences between varieties for seasonal and total forage yield. Some varieties produce more forage in the fall, while others produce a more balanced forage yield throughout the growing season. Growers should be aware of forage distribution when selecting which varieties they will purchase each fall.

**Research Findings.** A rye forage variety test is conducted annually at TAMU Agricultural Research and Extension Center at Overton. Commercial and experimental rye varieties were evaluated during the past 3 years. Fertilizer application rates and dates are noted on Table 1. Tests were planted into a prepared seedbed. Planting dates were early September normally, however, in 1992 the planting date was September 14. Seed were drilled into a prepared seedbed at an 1 inch depth at 110 lbs/ac. Plot size was 4 x 12 ft with four replications. The entire plots were harvested with a Hege plot harvester at a cutting height of 2 inches on November 8, January 6, February 24, March 29, and April 24. The rye forage was approximately 10 inches tall at the first harvest on December 8. The varieties demonstrating best seedling vigor and rapid fall growth were FLA 401, FLA 402, and Elbon. Experimental FLA 8727-LI produced an outstanding yield of 3006 lbs/ac. The two triticale lines FLA 201 and Sunland, also produced good early fall yields. The January 6 harvest indicated low winter regrowth, however, there were significant differences between entries. Better yielding entries were FLA 402 and Sunland triticale. In the February 24 harvest, FLA 402 and Noble Foundation 73 produced yields in excess of 800 lbs/ac. In the March 29 harvest, the top yield was produced by Maton, closely followed by Bonel rye. In the last harvest (April 24), the best yield was produced by FLA 201 triticale followed by FLA 8727-LI rye. For the total season forage yield, the best yield was produced by FLA 8727-LI, an experimental rye. Other high yielding varieties were FLA 401, FLA 201 triticale, NF 73, and Bonel, closely followed by several other lines. Differences in yield between entries of less than the LSD (note under each column) may be due to experimental error and should not be considered significant.

**Application.** Data presented from these trials should be useful in selecting rye varieties for your farm. Depending on variety availability, compare forage yields to determine which variety you want to plant. Rye-ryegrass mixtures are more productive than rye alone. Rye will produce good forage yields during the early fall, winter and early spring. Ryegrass will produce more forage in the spring to late spring and improve overall forage quality especially during the spring when rye has become mature.

Table 1. Rye forage test, Overton, Texas for 1992-93 and 3 year averages.

Variety	Harvest Dates					Total Yield	3 Year Mean
	11-8	1-6	2-24	3-29	4-24		
	-----pounds of dry matter per acre-----						
FLA 8727-LI*	3006	433	875	283	2151	6748	--**
FLA 401	2305	634	312	723	1761	5735	--
FLA 201 Triticale	2270	754	225	221	2185	5655	--
NF 73*	1424	896	808	1046	1194	5368	5665
Bonel	929	599	633	1600	1381	5142	5748
FLA 402	1266	946	966	369	1567	5114	4898
Maton	810	698	530	1631	1394	5063	5540
NF 125*	942	775	598	914	1567	4796	--
Sunland Triticale	1454	932	341	164	1901	4792	--
NF 14*	1014	667	652	1123	1152	4608	6095
Elbon	1289	722	580	1088	928	4607	5183
Wintergrazer 70	891	740	760	825	1314	4530	--
WS92*	187	294	180	151	1780	2592	--
Mean	1368	699	574	780	1559	4981	--
LSD*	588	314	336	388	500	1117	--

Planted September 14, 1992.

Fertilization: Preplant 25 lb N, 100 lb P<sub>2</sub>O<sub>5</sub> and 100 lbs of K<sub>2</sub>O/ac. Topdressed with 48 lb N, 18 lb P<sub>2</sub>O<sub>5</sub>, and 36 lbs of K<sub>2</sub>O/ac on December 8, 1992. This test was topdressed again on March 9, 1993 with 61 lbs of N/ac.

Herbicide: Glean was applied postemergence at the two leaf stage at a rate of 0.3 oz/ac.

\*Experimental line, seed is not presently available.

\*\*Line not tested over last 3 years.